

Here's the breakdown of what happened on remax.ca in May:

204,615 total listings on remax.ca

RE/MAX is the number one most visited branded real estate website in Canada!

1,448,121 Total visits to remax.ca
6,820,129 Pageviews

874,706 Total visits to mobile remax.ca
3,170,043 Pageviews

More listings attract more consumers and generate more property inquiries on remax.ca. For the month of May there were **3,076** requests to contact an agent, **3,468** requests for more information about a property and **3,085** requests to schedule a showing.

Top 5 Property Types

Searched on remax.ca

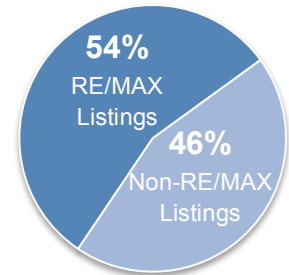
1. House
2. Condo
3. Townhouse
4. Other
5. Land

Top 5 Ontario Cities

Searched on remax.ca

1. Toronto, ON
2. Mississauga, ON
3. Brampton, ON
4. Hamilton, ON
5. Kitchener, ON

Listing Composition



RE/MAX GLOBAL

RE/MAX listings automatically appear on global.remax.com, which means your listing can be found in:

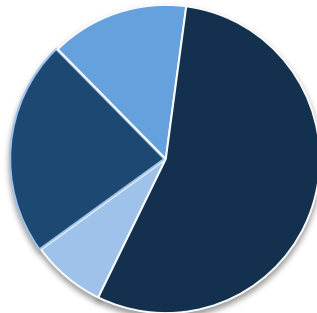
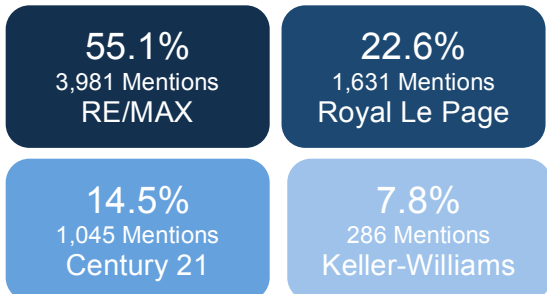
41 languages and 134 countries around the globe

808,994 total listings on global.remax.com

527,626 Unique Visitors | 2,339,707 Listing Views

There are **6,346 RE/MAX Offices** on global.remax.com and in the month of May.

SOCIAL MEDIA



Mention = # of times the word appears on Social Media



Word Cloud - words most closely associated