

## REMAX.CA

Here's the breakdown of what happened on remax.ca in December:

**153,969 total listings on remax.ca**

RE/MAX is the number one most visited branded real estate website in Canada!

**640,269** Total visits to remax.ca  
**3,538,801** Pageviews

**280,240** Total visits to mobile remax.ca  
**1,064,699** Pageviews

More listings attract more consumers and generate more property inquiries on remax.ca. For the month of December there were **1,317** requests to contact an agent, **1,335** requests for more information about a property and **864** requests to schedule a showing.

### Top 5 Property Types

Searched on remax.ca

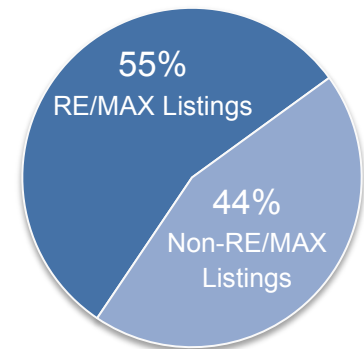
1. House
2. Condo
3. Townhouse
4. Farm
5. Land

### Top 5 Ontario Cities

Searched on remax.ca

1. Toronto, ON
2. Mississauga, ON
3. Brampton, ON
4. Hamilton, ON
5. Ottawa, ON

### Listing Composition



## RE/MAX GLOBAL

RE/MAX listings automatically appear on global.remax.com, which means your listing can be found in:

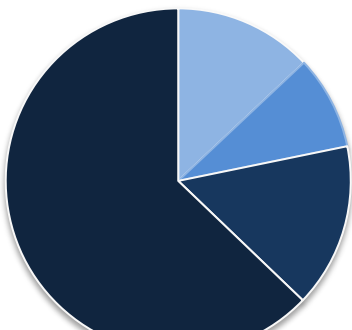
**38 languages and 134 countries around the globe**

**698,641 total listings on global.remax.com**

**425,406 Unique Visitors | 2,408,795 Listing Views**

There are **6,049 RE/MAX Offices** on global.remax.com and in the month of December **3,643 RE/MAX Agents** have been contacted about a specific property from global.remax.com.

## SOCIAL MEDIA




**63.6%**  
1,125 Mentions  
RE/MAX

**19.4%**  
334 Mentions  
Royal Le Page

**12.5%**  
221 Mentions  
Century 21

**4.5%**  
79 Mentions  
Keller Williams

 A mention tracks the number of times a word, or in this case a company, is mentioned on social media.